

Exam Success: Essential Features, Reviews, and Installation Guide

Preparing for an **exam** can be a challenging experience. To ensure you achieve **success**, understanding the tools and resources available to you is essential. In this article, we will dive deep into various aspects that can help you excel in your **examinations**.

Understanding Exam Features

Every exam tool or resource has its unique features. Identifying these can help you select the right options for your needs. Here are some features to look for:

- *Intuitive user interface.*
- *Customizable test settings.*
- *Real-time performance tracking.*
- *Practice questions and mock tests.*

Exam Specifications That Matter

Understanding the specifications of the exam material or tools is crucial. Consider the following:

- *Exam duration and structure.*
- *Question types (multiple choice, essay, etc.).*
- *Scoring system and grading criteria.*
- *Accessibility features for different learners.*

A Comprehensive Review of Exam Tools

Before selecting an exam tool or guide, a **review** can provide insights into its effectiveness. Look for:

- *User testimonials and success stories.*

- *Expert recommendations.*
- *Comparison with other similar tools.*

Installation Guide for Exam Software

If your exam preparation involves software, follow a straightforward **installation guide**:

1. *Download the software from the official source.*
2. *Open the installer and follow the prompts.*
3. *Configure settings according to your preferences.*
4. *Update the software to the latest version.*

Troubleshooting Common Issues

Sometimes, technical issues can arise. Here are some common problems and their solutions:

- *If the software doesn't open, check system requirements.*
- *For login issues, verify your credentials.*
- *In case of slow performance, close unnecessary applications.*

Compatibility with Devices

Ensure that the exam tools you choose are compatible with your devices. Check whether:

- *The software works on Windows, macOS, or Linux.*
- *Mobile versions are available for smartphones and tablets.*
- *The platform supports various browsers for web-based tools.*

Time Management During Your Exam

Effective time management during an exam can significantly impact your performance. Use these strategies:

- *Practice with a timer during mock exams.*
- *Allocate specific times for each section of the exam.*

- *Keep an eye on the clock during the actual test.*

Conclusion

By understanding the **features** and tools associated with your exams, you can enhance your preparation and increase your chances of **success**. Utilize this comprehensive guide, establish your study routines, and take control of your learning process. For detailed exam preparation, you can refer to [this resource](#). Good luck on your journey to exam success!

Remember, preparation and understanding are key. For further guidance and resources, consider checking out [this link](#) to enhance your study plan.

© 2025 Exam Preparation Guide. All rights reserved.

Real Exam Questions 2025

Below given questions are for demo purposes only. **The full version** is up-to-date and contains actual questions and answers.

Why Choose CertKillers?

Actual Exam Questions: We provide real exam questions updated regularly.

Exam Dumps: Downloadable PDFs with comprehensive questions and answers.

Weekly Live updates: Study Material questions and answers – Live updates.

Practice Tests: Practice tests and VCE PDF to assess your readiness.

Multi-Lingual Support: Full Version products available for download in all popular languages.

Success Guarantee: Pass your exam on the first attempt or get a refund.

Up-To-Date Test Questions: Up-to-Date Test Prep Questions that cover 2025 syllabus.

Instant Download: Instant download after successful payment.

Visit CertKillers

[CA-Process-Automation-r4-x-Implementation-Proven-P.pdf?target=8b05f0b2-5ff0-4900-91a4-494c4cb462ed](#)
[Accessment--IBM-InfoSphere-DataStage-v9.1-Assessme.pdf?target=b00a16fe-b5df-49ca-8671-e4c63a629792](#)
[IBM-Risk-Analytics-for-Asset-Management-Sales-Mast.pdf?target=a95738f2-2cf9-4541-b7b9-69fc0fddf356](#)
[Anw4aM2PTxEOZvfSSAF-Advanced-Scrum-Master.pdf](#)
[SAP-Certified-Application-Associate-SAP-SuccessFactors-Incentive-Management-fka-SAP-Commissions.pdf](#)
[HCIA-Intelligent-Vision-V2-0.pdf](#)
[IBM-Case-Manager-V5.1.pdf?target=d1c391d9-267d-46fb-9066-7615b4540cc7](#)
[TSM-Butterfly-Migration-Engine-Sales-Mastery-V1.pdf?target=a4ec0037-8d6d-48da-88ab-d87e92a6811f](#)
[1d0-1086-24-d_exam_dumps_for_amazing_results.pdf](#)
[WGU-Cybersecurity-Architecture-and-Engineering-D488-.pdf](#)



Fortinet

FCP_FAZ_AD-7.4 Exam

FCP - FortiAnalyzer 7.4 Administrator

Thank you for Downloading FCP_FAZ_AD-7.4 exam PDF Demo

You can Buy Latest FCP_FAZ_AD-7.4 Full Version Download

https://www.certkillers.net/Exam/FCP_FAZ_AD-7.4

<https://www.certkillers.net>

Version: 6.1

Question: 1

Which two statements regarding ADOM modes are true? (Choose two.)

- A. In normal mode, the disk quota of the ADOM is fixed and cannot be modified, but in advanced mode, the disk quota of the ADOM is flexible.
- B. You can change ADOM modes only through the CLI.
- C. In an advanced mode ADOM, you can assign FortiGate VDOMs from a single FortiGate device to multiple FortiAnalyzer ADOMs.
- D. Normal mode is the default ADOM mode.

Answer: C, D

Explanation:

Question: 2

What is the purpose of the FortiAnalyzer command diagnose system print netstat?

- A. It provides network statistics for active connections, including the protocols, IP addresses, and connection states.
- B. It provides the complete routing table, including directly connected routes.
- C. It provides the static DNS table, including the host names and their expiration timers.

D. It provides NTP server information, including server IPs, stratum, poll time, and latency.

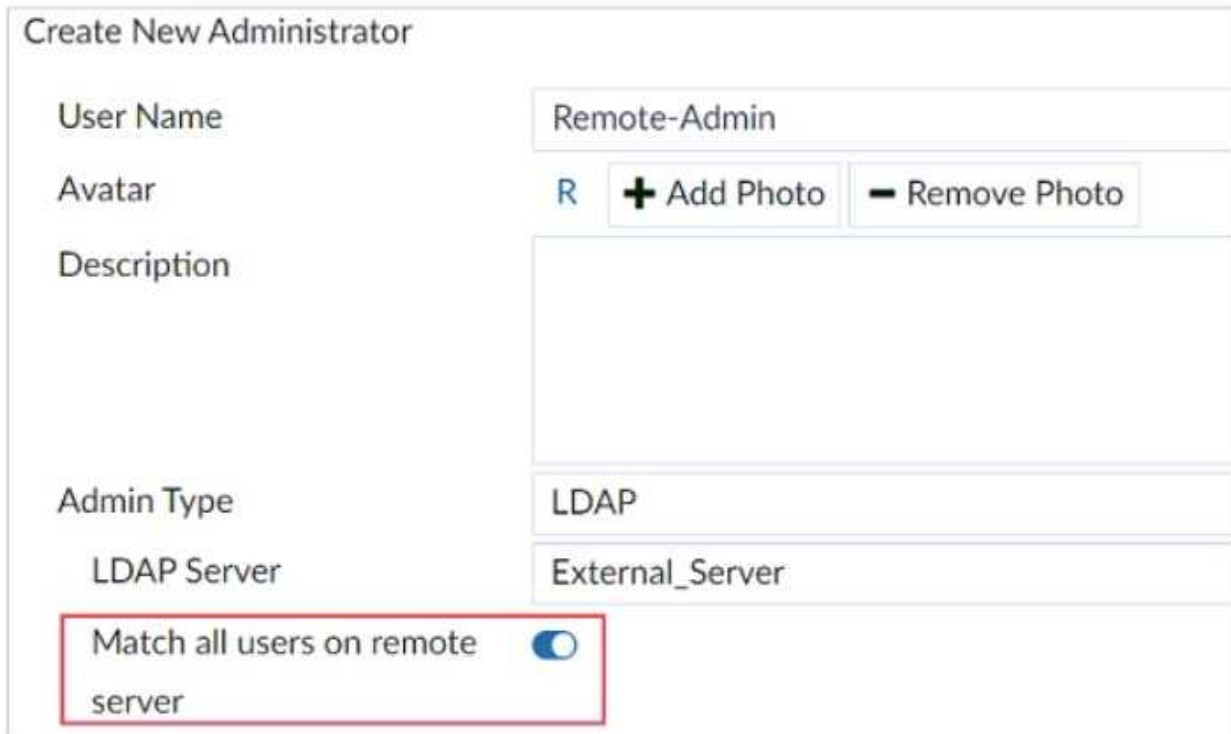
Answer: A

Explanation:

The diagnose system print netstat command in FortiAnalyzer provides detailed information on active network connections, similar to the netstat command found in many operating systems.

Question: 3

Refer to the exhibit.



Create New Administrator

User Name Remote-Admin

Avatar R + Add Photo - Remove Photo

Description

Admin Type LDAP

LDAP Server External_Server

Match all users on remote server ☒

The exhibit shows the creation of a new administrator on FortiAnalyzer.

What are two effects of enabling the choice Match all users on remote server when configuring a new administrator? (Choose two.)

- A. It allows user accounts in the LDAP server to use two-factor authentication.
- B. It creates a wildcard administrator using an LDAP server.
- C. User Remote-Admin from the LDAP server will be able to log in to FortiAnalyzer at any time.
- D. Administrators can log in to FortiAnalyzer using their credentials on the remote LDAP server.

Answer: B, D

Explanation:

Enabling this option allows any user authenticated by the LDAP server to log in to FortiAnalyzer, effectively creating a wildcard administrator.

Question: 4

The connection status of a new device on FortiAnalyzer is listed as Unauthorized.

What does that status mean?

- A. It is a device whose registration has not yet been accepted in FortiAnalyzer.
- B. It is a device that has not yet been assigned an ADOM.
- C. It is a device that is waiting for you to configure a pre-shared key.
- D. It is a device that FortiAnalyzer does not support.

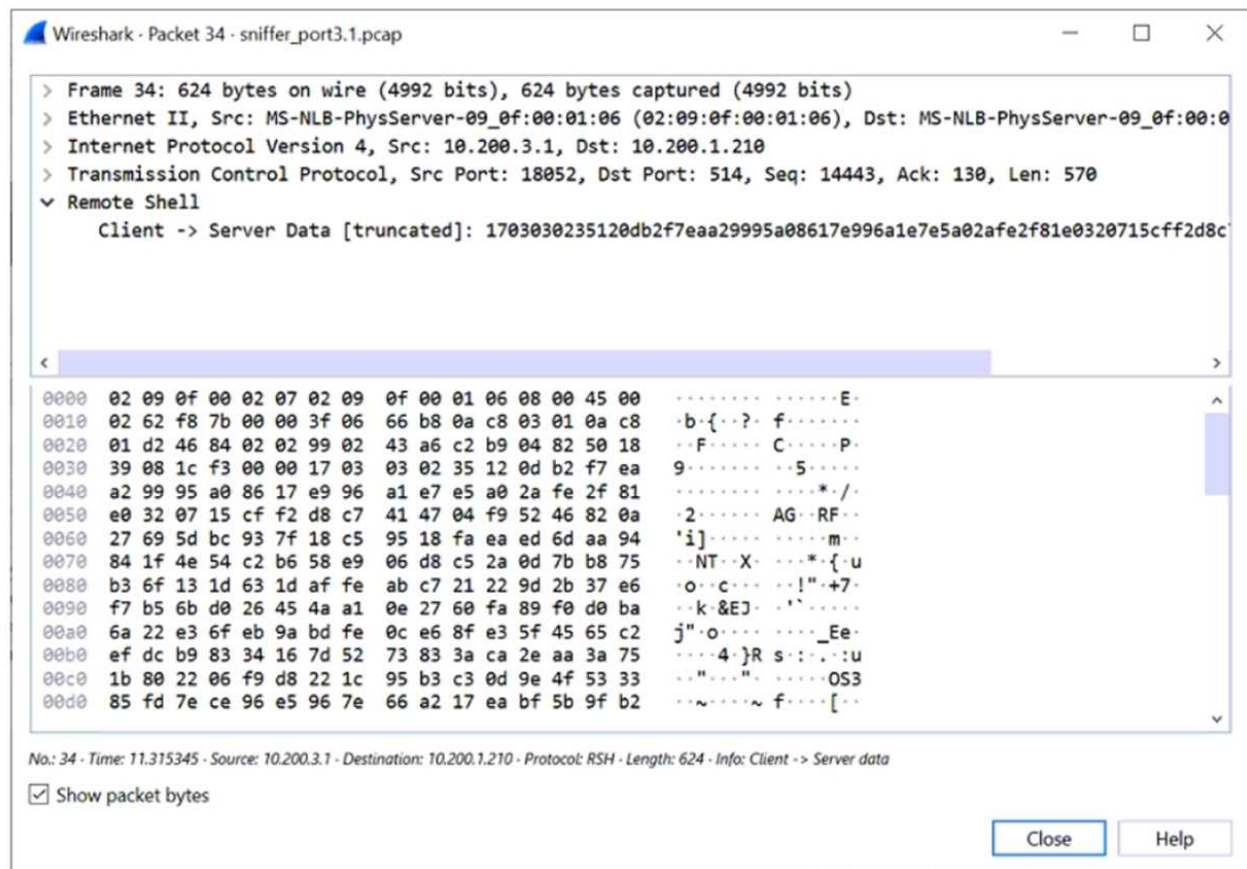
Answer: A

Explanation:

The "Unauthorized" status indicates that the device has been discovered or attempted to connect but has not yet been authorized for management by FortiAnalyzer. It requires an administrator to approve or authorize the device before it can be fully managed.




Question: 5

Refer to the exhibit.




FortiAnalyzer packet capture on Wireshark

Which image corresponds to the packet capture shown in the exhibit?

A)

					<input data-bbox="1445 352 1550 384" type="text" value="Search..."/>
<input type="checkbox"/>	Device Name ⇅	IP Address ⇅	Connectivity ⇅	Logging Mode ⇅	Average Log Rate(Logs/Sec) ⇅
<input type="checkbox"/>	Remote-FortiGate	10.200.3.1	 Connection Up	 Real Time	0







B)

					<input data-bbox="1445 657 1550 688" type="text" value="Search..."/>
<input type="checkbox"/>	Device Name ⇅	IP Address ⇅	Connectivity ⇅	Logging Mode ⇅	Average Log Rate(Logs/Sec) ⇅
<input type="checkbox"/>	Remote-FortiGate	10.200.3.1	 Connection Up	Real Time	0

C)

					<input data-bbox="1445 949 1550 980" type="text" value="Search..."/>
<input type="checkbox"/>	Device Name ⇅	IP Address ⇅	Connectivity ⇅	Logging Mode ⇅	Average Log Rate(Logs/Sec) ⇅
<input type="checkbox"/>	Remote-FortiGate	10.200.3.1	 Connection Down	 Real Time	0

D)

					<input data-bbox="1445 1249 1550 1281" type="text" value="Search..."/>
<input type="checkbox"/>	Device Name ⇅	IP Address ⇅	Connectivity ⇅	Logging Mode ⇅	Average Log Rate(Logs/Sec) ⇅
<input type="checkbox"/>	Remote-FortiGate	10.200.3.1	 Connection Down	Real Time	0

A. Option A

B. Option B

C. Option C

D. Option D

Answer: A

Explanation:

Chosen image shows the device Remote-FortiGate with the IP 10.200.3.1 and a connection status of "Connection Up," which is consistent with the packet capture details showing active communication between the client and server.

Thank You for trying FCP_FAZ_AD-7.4 PDF Demo

To Buy New FCP_FAZ_AD-7.4 Full Version Download visit link below

https://www.certkillers.net/Exam/FCP_FAZ_AD-7.4

Start Your FCP_FAZ_AD-7.4 Preparation

[Limited Time Offer] Use Coupon “CKNET” for Further discount on your purchase. Test your FCP_FAZ_AD-7.4 preparation with actual exam questions.

<https://www.certkillers.net>