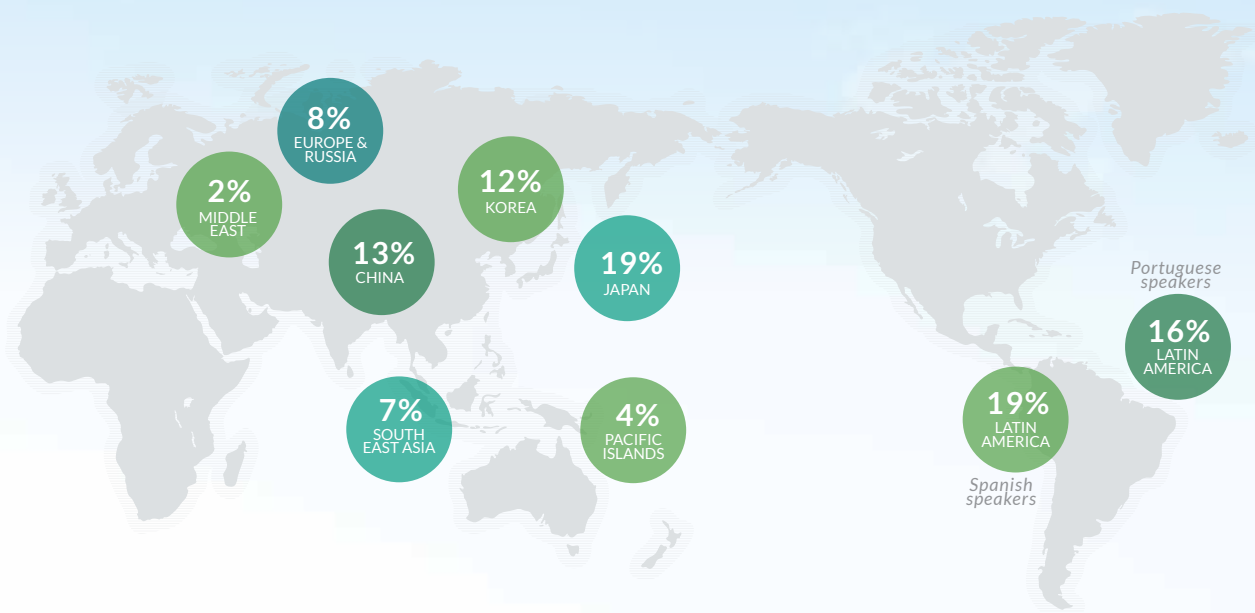


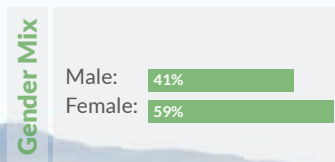



WELCOME TO AN INDUSTRY LEADING ENGLISH LANGUAGE CENTRE



Over
3000 STUDENTS
from over **25** countries
every year

Based on 2018-2019 results



NZLC

p 3 - 4

About

CAMPUSES

p 5 - 6

NZLC Auckland

p 7 - 8

NZLC Wellington

OUR SERVICES

p 9

Accommodation

p 10

Student Support

p 11 - 12

Electives, Activities and Weekend Trips

p 13 - 14

Specials and Packages

OUR COURSES

p 15 - 16

2021 Course Calendar

p 17

Level and Course Chart

p 18

General English

p 19

IELTS Preparation

p 20

Pathway Programme

p 21

Cambridge Exams Preparation

p 22

Business English

p 23 - 24

English Teacher Training
(CELTA/TESOL/TECSOL/TKT)

p 25 - 26

English for Young Learners

p 27 - 28

Group Study Tours

p 29

Testimonials

ENROL & START

p 30

How to Enrol and First Day at NZLC



GUARANTEED QUALITY



98%



OF OUR GRADUATES SAID (2020)

"Yes, studying at NZLC helped me or will help me achieve my goal"
"Yes, I would recommend NZLC"

Our Mission

is to provide industry-leading English language education that enriches lives and creates pathways to new opportunities in New Zealand and beyond.

WE ARE OPEN

We value new ideas, welcome feedback, and embrace change.

WE EMPOWER PEOPLE

We inspire each other to grow.

WE CARE

We are ready to help and we take pride in everything we do.

WE ARE A COMMUNITY

We respect diversity and work together to create a positive local and global impact.



NZLC's Team of Specialists

ENGLISH LANGUAGE

Students can choose from General English, IELTS, University pathway, Cambridge B2 First (FCE), Cambridge C1 Advanced (CAE) or Business English; complimented by progress tests, goal setting and pathway planning.

ENGLISH TEACHER TRAINING

NZLC is a CELTA Training Centre and a TKT Testing Centre, accredited by Cambridge Assessment English. We have courses for both native and non-native English speakers to become professional English teachers.

YOUNG LEARNERS ENGLISH

NZLC is accredited by NZQA to teach young learners. Our General English/High School Preparation course is based on a Global Citizen programme. We also offer an English and Activities course during the holiday seasons.

GROUP STUDY TOURS

Our team can make your student group programme a reality. Students can study English along with a homestay experience, sightseeing activities, weekend excursions, and workshops. NZLC can also create a special curriculum for your group.

STUDENT SERVICES

We offer everything from accommodation arrangement to airport pick up; as well as activities, job workshops, study support and more. Our team is committed to helping you create new opportunities and your own complete New Zealand English experience!

PROGRAMME DEVELOPMENT & RESEARCH

Through ongoing research and innovation our highly experienced team of specialists is committed to maintaining NZQA Category One assessment and to providing industry leading English language education and services.

INTERNATIONAL PROGRAMME

If you have a group of people who need to improve specific English language skills or their English language teaching skills, then we can provide a customised programme anywhere in the world. Our trainers can come to you.

CORPORATE SOCIAL RESPONSIBILITY

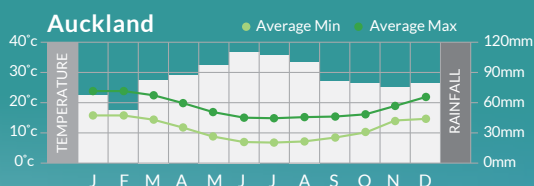
We monitor environmental standards and are committed to applying the principles of CSR to our practices. We are constantly considering the impact of our actions and operations within NZ and beyond.

AUCKLAND

Auckland is New Zealand's largest city with a population of 1.6 million. The city is surrounded by beautiful harbours, islands, beaches, vineyards and reserves. International events, festivals, concerts and exhibitions are hosted in Auckland throughout the year.

"RANKED NO.1 FOR QUALITY OF LIVING"

amongst English-Speaking Countries
(Mercer Survey 2019)



NZLC AUCKLAND

- 450 – 550 students (2019 average)
- 12 classrooms
- Free WiFi
- 16 PCs
- Student kitchens & lounges
- Library
- Movie projector

COURSES

General English & Academic English *p18-22*

- General English (Part Time/Full Time)
- IELTS (Part Time/Full Time) & Pathway
- Cambridge B2 First (FCE) / C1 Advanced (CAE)
- Business English

English Teacher Training *p23-24*

- Cambridge CELTA
- TESOL + TKT
- TECSOL + TKT

Young Learners English (13 – 17yrs) *p25-26*

- General English/High School Prep & Pathway
- English + Activities Holiday Programme

Others

- Private Lessons
- Group Study Tours *p27-28*
- Package Programme *p13-14*



ENJOY
our video



Student Lounge Main Campus



Main Campus



Tepid Baths



Hobson Street Campus



Classroom



Viaduct



A few steps from
the Viaduct Harbour



A few minutes' walk to the
main street and public transport



Next door to a swimming
pool, gym and sauna

LOCATION



Level 2,
4 Hobson Street
Auckland 1010, New Zealand



+64 (0)9 303 1962



info@nzlc.ac.nz



AUCKLAND
Campus
location



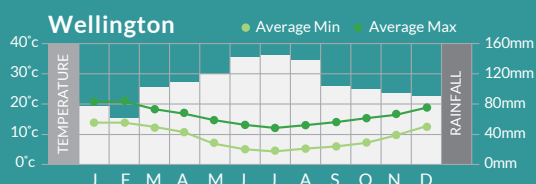
WELLINGTON

From the moment you arrive in Wellington, you will be inspired by the city's art, café and music scene.

Wellington is the capital city of New Zealand with a population of 500,000.

“THE WORLD'S COOLEST LITTLE CAPITAL”

(Lonely Planet 2011)



NZLC WELLINGTON

- 90 - 120 students (2019 average)
- 4 - 7 classrooms
- Free Wi-Fi
- PCs
- Student kitchen

COURSES

General English & Academic English *p18-20*

- General English (Part Time/Full Time)
- IELTS (Part Time/Full Time) & Pathway

Others

- Private Lessons
- Group Study Tours *p27-28*
- Package Programme *p13-14*



ENJOY
our video



Te Papa Museum



Dining



Surroundings



Reception Area



Graduation Day



Parliament House and The Beehive



5 minutes' walk away from Cuba St. and the city centre



Close to Te Papa and a range of other museums and galleries



Close to the waterfront and the best coffee shops

LOCATION



Level 3, 186 Willis Street, Te Aro Wellington 6011, New Zealand



+64 (0)4 802 4620



info@nzlc.ac.nz



WELLINGTON
Campus location



CHOOSE THE PERFECT ACCOMMODATION

HOMESTAY

100% New Zealand multi-cultural experience



HALF BOARD

Includes breakfast and dinner during the week and 3 meals on weekends.
(Full Board and Twin Share options are also available)

| | AVERAGE TRAVEL TIME | PUBLIC TRANSPORT |
|------------|------------------------|---------------------|
| Auckland | 45 - 60 min | \$40 - 50 p/w |
| Wellington | 30 - 60 min | \$30 - 40 p/w |

CITY ACCOMMODATION

Convenience & freedom in self-contained apartments or shared spaces (18 years old+)



If you are looking for more freedom and a convenient location or you would like to stay with your family or friends, city accommodation is for you! Ranging from budget to luxury, our partners provide a variety of accommodation options with both private or shared rooms and facilities available.



CHECK
accommodation
options

STUDENT SUPPORT

We can help you settle into New Zealand and achieve your study goals!



Bank Accounts / Visa Assistance



We can show you how easy it is to open a New Zealand bank account. We will also support you in your visa extension process.

First Language Support



Our friendly Student Services team speak a range of languages to help you with your life in NZ.

Internet / Wifi / Phones



FREE Internet and Wifi are available at our schools for your use! NZLC can also arrange reasonably priced phones, SIM cards and international calling cards.

Public Transport Pass / Student ID



Once you arrive at NZLC, we will issue you a Student ID card which can give you various discounts. We can show you the cheapest way to buy your public transport pass.

Accommodation Advice



Our Accommodation department is happy to offer advice when you look for a place to live in the city or stay on weekend trips.

Online Study Materials



Access to various study materials which you can use during school opening hours.

Study Plan & Advice



Our experienced team can provide study support and offer course advice to help you choose the perfect course according to your study goals.

Work in New Zealand



Our team will assist you with all the information that you need to be able to work in New Zealand. Students can also join our FREE "Job Workshop" & "CV Workshop"

ELECTIVES AND ACTIVITIES

Something for everyone!

NZLC offers a range of optional electives, activities and workshops every day after the morning timetable. Weekend trips are also available. Meet new friends from all over the world while practising your English and exploring New Zealand.



**“PRACTISE
ENGLISH
WHILE
HAVING
FUN”**



Follow us!
nzlc_official



Like us!
NZLC - New Zealand Language Centres



Subscribe to us!
NZLC New Zealand Language Centres

1 Week Sample Calendar (13:45 - 14:45)

| Monday | Tuesday | Wednesday | Thursday | Friday | Weekend |
|-------------------|---------------|--------------|---------------|----------|---------------------------------|
| TOEIC Preparation | Study Support | Job Workshop | Pronunciation | Activity | 1 day or overnight weekend trip |
| Power Speaking | | Activity | News Club | | |

Electives & Workshops (FREE)

Elective options

- TOEIC Preparation
- Power Speaking
- Study Support
- Pronunciation
- News Club
- Business English
- English for STEAM

Workshop/Information Session

- Job Workshop
- CV Check
- Course Information Session
- Travel Information Session
- Visa Information Session

Job Workshop includes:

- ✓ How to apply for an IRD number
- ✓ How to find a job
- ✓ Interview skills

Activities

Weekday Activities

- Parties & Events: Halloween, Christmas, rugby matches
- Sports: dance, surfing, kayaking
- Nature: farm visit, bush walk
- Cultural: Maori Haka lesson, museums, BBQs
- Sightseeing: City Bus Tour, Island visit
- Community: volunteering, fundraising

Weekend Trips

Day Trips: beaches, BBQs, wineries, horse riding, 'Lord of the rings' film location tours

Overnight Trips: hiking, skiing/snowboarding, bungee jumping, sky diving, snorkelling, diving, dolphin and whale watching, hot springs, island discovery



CHECK
our Electives and
Activities Schedule



SPECIALS AND PACKAGES



NZLC CITY LINK

Free flights between Auckland and Wellington

FREE return ticket (Wellington to Auckland or vice versa)

ONE Enrolment Fee for TWO campuses (\$250)

ONE Accommodation Arrangement fee for TWO locations (\$250)

1. Select **NZLC CITY LINK** on the enrolment form.
2. Enrol in a full time course of 12 weeks or more in total.
3. Study a minimum of 4 weeks at each campus.
4. Receive a FREE return air ticket between both campuses.

* Please check the full NZLC CITY LINK conditions on the NZLC Enrolment Form



FAMILY AND FRIENDS SPECIAL

Share your study experience with a friend and save

This offer applies if two or three people enrol together, follow the same course dates and stay in the same accommodation.

| No. of people | Enrolment Fee (not applicable for City Link) | Accommodation Arrangement fee | Auckland Airport Transfer (Adult) | | Auckland Airport Transfer (YL*) | | Wellington Airport Transfer | | Wellington Airport Transfer (YL*) | |
|---------------|---|-------------------------------|-----------------------------------|--------|---------------------------------|--------|-----------------------------|--------|-----------------------------------|--------|
| | | | One-way | Return | One-way | Return | One-way | Return | One-way | Return |
| 1 | \$250 | \$250 | \$130 | \$220 | \$130 | \$250 | \$75 | \$120 | \$75 | \$150 |
| 2 | \$175 | \$175 | \$100 | \$165 | \$100 | \$190 | \$60 | \$90 | \$60 | \$105 |
| 3 | \$125 | \$125 | \$90 | \$150 | \$90 | \$170 | \$50 | \$80 | \$50 | \$95 |

Fees shown are per person in NZD. *YL - Young Learner (13-17 years).

ENGLISH + DEMI PAIR



English Level: Intermediate +
Length: Minimum 12 weeks for Working Holiday Visa holders
Minimum 14 weeks for Student Visa holders
Working hours: 20 hours/week (childcare and light housework)
Age: 18 +

Arrangement Fee: \$800

Including: Demi Pair orientation, meals, board, pocket money (approx. \$125/week) plus end of placement bonus.

Check our English +Demi Pair Programme "QR Code"

ENGLISH + INTERN & WORK EXPERIENCE



English Level: Intermediate to Advanced
Programme Start: After NZLC course completion
Length: 1 week to 2 months
Age: 18+
NZLC: Minimum 4 weeks

Arrangement Fee: \$350 – 800

Requirement: Student Visa with work permit or Working Holiday Visa holder, relevant experience may be required

Wages: No

Tip!! Join the NZLC FREE Job Workshops first before applying for this programme.

ENGLISH + BARISTA



English Level: Intermediate +
Barista Course Start: Every 2 weeks
Time: 4:30pm – 7:30pm (after school)
Course Completion Certificate: Yes
Age: 18+
NZLC: Minimum 4 weeks

Barista Basic Part 1: \$250 (3 day course)
Barista Pro Part 1+2: \$417 (5 day course)
Bartending & Cocktail: \$318 (3 day course)

Note: Combined programme with NZSFW. NZLC Auckland ONLY.

ENGLISH + FARM STAY EXPERIENCE



English Level: Pre-Intermediate +
Programme Start: Every weekend
Length: Minimum 1 day
Age: 18+
NZLC: Minimum 2 weeks

Arrangement Fee: \$250
1 Day: \$400
1 night 2 days: \$550
2 nights 3 days: \$700

Note: The fees include pick up and drop off, accommodation (for over night stays), meals and farm stay experience.

ENGLISH + SPORT/CULTURE



English Level: Pre-Intermediate to Advanced
Programme Start: Varied
Length: Varied
Age: 13+ for NZLC Auckland
18+ for NZLC Wellington
NZLC: Minimum 2 weeks

Arrangement Fee: \$250 + actual cost

Note: NZLC will find an available option to suit your request. Please contact NZLC to find out more, e.g. football, swimming, dancing, cooking, flower arranging, community work, etc.

NZLC® | COURSE CALENDAR 2021

| | | | | | TERM 1 | | | | | | | | | | | | TERM 2 | | | | | | | | | | | | |
|------------------------------|---------------------------------------|----------|------------|--|---|--------|--------|--------|---|--------|--------|--------|--|-------|-------|--------|--|---------|--------|--------|--------|---------|-------|--------|--------|--------|--------|--------|--------|
| | | AUCKLAND | WELLINGTON | | 29-Dec* | 5-Jan* | 11-Jan | 18-Jan | 25-Jan* | 1-Feb* | 9-Feb* | 15-Feb | 22-Feb | 1-Mar | 8-Mar | 15-Mar | 22-Mar | 29-Mar* | 6-Apr* | 12-Apr | 19-Apr | 27-Apr* | 3-May | 10-May | 17-May | 24-May | 31-May | 8-Jun* | 14-Jun |
| | | | | | 12 | 1 | 2 | 3 | 4 | 5 | 6 | 7 | 8 | 9 | 10 | 11 | 12 | 1 | 2 | 3 | 4 | 5 | 6 | 7 | 8 | 9 | 10 | 11 | 12 |
| GENERAL | General English | ✓ | ✓ | | 5 Jan - 26 Mar <i>(Start any Monday)</i> | | | | | | | | | | | | 29 Mar - 18 Jun <i>(Start any Monday)</i> | | | | | | | | | | | | |
| | Full Time / Part Time | | | | | | | | | | | | | | | | | | | | | | | | | | | | |
| | Weekly intake - Week 1 recommended | | | | | | | | | | | | | | | | | | | | | | | | | | | | |
| | Mid Term Survey | | | | | | | | | | | | | | | | | | | | | | | | | | | | |
| ACADEMIC & CAMBRIDGE COURSES | Progress Tests | ✓ | ✓ | | | | | | | | | | | | | | | | | | | | | | | | | | |
| | Goal Setting | | | | | | | | | | | | | | | | | | | | | | | | | | | | |
| | IELTS | ✓ | ✓ | | 5 Jan - 12 Feb | | | | 15 Feb - 26 Mar | | | | 29 Mar - 7 May | | | | 10 May - 18 Jun | | | | | | | | | | | | |
| | Full Time / Part Time | | | | | | | | | | | | | | | | | | | | | | | | | | | | |
| ACADEMIC & CAMBRIDGE COURSES | Business English | ✓ | | | 5 Jan - 12 Feb | | | | 15 Feb - 26 Mar | | | | 29 Mar - 7 May | | | | 10 May - 18 Jun | | | | | | | | | | | | |
| | Full Time | | | | | | | | | | | | | | | | | | | | | | | | | | | | |
| | 6 weeks | | | | | | | | | | | | | | | | | | | | | | | | | | | | |
| | Cambridge B2 First (FCE) | ✓ | | | 5 Jan - 12 Mar (10 weeks) <i>B2 First (FCE) Exam - 14 Mar</i> | | | | | | | | 15 Mar - 4 Jun (12 weeks) <i>B2 First (FCE) Exam - 8 Jun</i> | | | | | | | | | | | | | | | | |
| ACADEMIC & CAMBRIDGE COURSES | Full Time | | | | | | | | | | | | | | | | | | | | | | | | | | | | |
| | 10, 12 and 11 weeks | | | | | | | | | | | | | | | | | | | | | | | | | | | | |
| | Cambridge C1 Advanced (CAE) | ✓ | | | 5 Jan - 12 Mar (10 weeks) <i>C1 Advanced (CAE) Exam - 14 Mar</i> | | | | | | | | 15 Mar - 4 Jun (12 weeks) <i>C1 Advanced (CAE) Exam - 9 Jun</i> | | | | | | | | | | | | | | | | |
| | Full Time | | | | | | | | | | | | | | | | | | | | | | | | | | | | |
| TEACHER TRAINING | 10, 12 and 11 weeks | | | | | | | | | | | | | | | | | | | | | | | | | | | | |
| | TESOL + Cambridge TKT | ✓ | | | 5 Jan - 12 Feb <i>TKT - 13 Feb</i> | | | | | | | | 29 Mar - 7 May <i>TKT - 8 May</i> | | | | | | | | | | | | | | | | |
| | Full Time | | | | | | | | | | | | | | | | | | | | | | | | | | | | |
| | 6 weeks | | | | | | | | 15 Feb - 26 Mar <i>TKT - 26 Mar</i> | | | | | | | | 10 May - 18 Jun <i>TKT - 18 Jun</i> | | | | | | | | | | | | |
| TEACHER TRAINING | Cambridge CELTA | ✓ | | | | | | | | | | | 29 Mar - 30 Apr | | | | | | | | | | | | | | | | |
| | Full Time | | | | | | | | | | | | | | | | | | | | | | | | | | | | |
| | 5 weeks | | | | | | | | | | | | | | | | | | | | | | | | | | | | |
| | YL General English / High School Prep | ✓ | | | | | | | 5 Jan - 26 Mar <i>(Start any Monday)</i> | | | | | | | | 29 Mar - 18 Jun <i>(Start any Monday)</i> | | | | | | | | | | | | |
| YOUNG LEARNER | Full Time | | | | | | | | | | | | | | | | | | | | | | | | | | | | |
| | Weekly intake | | | | | | | | | | | | | | | | | | | | | | | | | | | | |
| | English + Activities | ✓ | | | 21 Dec - 29 Jan | | | | | | | | | | | | | | | | | | | | | | | | |
| | Full Time | | | | | | | | | | | | | | | | | | | | | | | | | | | | |
| YOUNG LEARNER | Weekly intake during holiday season | | | | | | | | | | | | | | | | | | | | | | | | | | | | |

NZLC schools are open all year round except weekends and public holidays.

The usual weekly tuition rates apply, and no refunds or time in lieu will apply for public holidays falling within the week of tuition.

In week S1 to S5, our General English and IELTS courses follow a special curriculum

Most of our students take holidays between week S1 and S5. During these weeks, classes and teachers may change occasionally, and lessons will generally change focus from our standard curriculum with content being dependant on the students in class.

CHOOSE THE PERFECT PROGRAMME

NZLC English Level and Course Chart

| General English Level | CEFR Level (Common European Framework) | Cambridge Scale | Cambridge Exam | IELTS | Business English | English Teacher Training | TOEIC |
|-----------------------|--|-----------------|-------------------|-----------------------------|-------------------------------------|------------------------------|-----------|
| | C2 | | | | | CELTA | |
| Advanced | C1 | 180 - 200 | C1 Advanced (CAE) | IELTS Adv Band 6.0 - 7.5 | Business English Upper Int to Adv | TESOL / TECSOL with TKT Prep | 945 - 990 |
| Upper Intermediate | B2 | 160 - 180 | B2 First (FCE) | IELTS Up Int Band 5.0 - 6.0 | | | 785 - 940 |
| Intermediate 2 | B1+ | 150 - 160 | | IELTS Int 2 Band 4.5 - 5.0 | Business English Intermediate 1 & 2 | | 550 - 780 |
| Intermediate 1 | B1 | 140 - 150 | | IELTS Int 1 Band 4.0 - 4.5 | | | |
| Pre - Intermediate | A2 | 120 - 140 | | | | | |
| Elementary | A1 | | | | | | |
| Beginner | Pre CEFR | | | | | | |

MID TERM SURVEY

NZLC values student feedback and always aims to maximise your New Zealand experience

It is really important for us to know if our students are happy and well-supported. We conduct online feedback surveys every 6 weeks so that we can address any student concerns or questions, and understand how best to support you during your studies.

TEACHING PHILOSOPHY

The connection between what we do in class and what happens outside of the class need to be seamless. Students do not practise life in the classroom; the classroom is life.

"Education is not preparation for life; it is life itself"
- John Dewey

FEEDBACK & GOAL SETTING

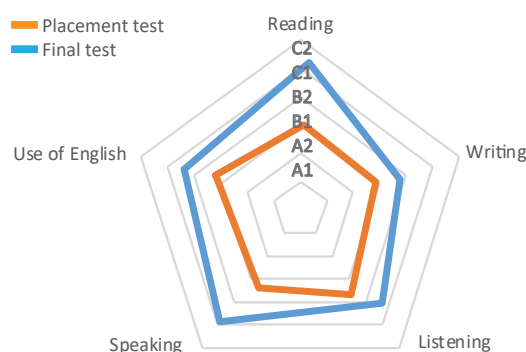
Setting goals is the first step in turning your dreams into reality!

We help you maximise your study time at NZLC by helping you identify your strengths and weaknesses.

Students in General English and IELTS courses make an individual study plan with the help of their teacher every 6 weeks. The study plan will help you identify what you need to improve, and give you actionable and specific ways to improve it.

PROGRESS REPORT DIAGRAM

All General English students receive a spider diagram in week 11 showing their progress against the CEFR (Common European Framework) levels.



FIND OUT
your English Level

GENERAL ENGLISH

COMMUNICATE IN ENGLISH WITH CONFIDENCE IN ANY SITUATION!

? Why study General English at NZLC?

NZLC's General English courses are the best way for you to develop comprehensive English skills for education, work, social situations and travel in New Zealand and beyond.

- ✓ Taught by qualified, friendly and supportive teachers
- ✓ Weekly reviews
- ✓ Feedback and goal setting lesson every 6 weeks
- ✓ Pathway to NZLC Academic and English Teacher Training Courses
- ✓ Graduation certificate and Academic Report



LESSON A: Communicative Approach

Focuses on language systems, and listening, speaking, reading and writing skills.

LESSON B: Functional Approach

Builds confidence and fluency using practical, everyday language so that you can use what you learn straight away outside the classroom.

Communicate with
CONFIDENCE

Authentic Materials

Combines the best published materials with authentic resources from TV, radio, the internet and social media.

Real-world Activities

Activities and project work give you opportunities to use English in real life situations so that English becomes part of your everyday life.

COURSE INFORMATION

| GENERAL ENGLISH (Morning Class) | | GENERAL ENGLISH (Evening Class) | |
|------------------------------------|--|------------------------------------|--|
| Levels | Beginner to Advanced | Levels | Intermediate to Advanced |
| Entry test | Yes | Entry test | Yes |
| Length | 1 - 52 weeks 1 level = 12 weeks | Length | 1 - 52 weeks 1 level = 12 weeks |
| Type | Full Time (20 hrs/wk) Part Time (12.5 hrs/wk) Part Time (7.5 hrs/wk) | Type | Full Time (20 hrs/wk) Part Time (10 hrs/wk) Part Time (7.5 hrs/wk) |
| Electives/ Activities | 13:45 - 14:45 (optional) | Self-Study | 16:15 - 17:15 (optional) |
| Course Start* | Every Monday (except public holidays) | Course Starts** | Every Monday (except public holidays) |
| Campus | Auckland & Wellington | Campus | Auckland |
| Class Size | 12 average / 16 max | Class Size | 12 average / 16 max |
| Age** | 16+ | Age*** | 18+ |

*Minimum student numbers required.

**Acceptance of 16 and 17 years old will be at the discretion of the Academic department (Young Learners Tuition fee and Adult Textbook/Material Fee Policy apply).

TIMETABLE

| Morning Full Time | MON to FRI | Evening Full Time (Auckland Only) | MON to FRI |
|---------------------------|--|--------------------------------------|-----------------------------|
| 08:30 - 10:00 (90 min) | LESSON A | 16:15 - 17:15 (60 min) | Self Study (optional) |
| 10:00 - 10:15 (15 min) | BREAK | 17:30 - 19:30 (120 min) | LESSON A |
| 10:15 - 11:15 (60 min) | LESSON A | 19:30 - 20:00 (30 min) | Independent Task / Break |
| 11:15 - 12:00 (45 min) | BREAK | 20:00 - 21:30 (90 min) | LESSON B |
| 12:00 - 13:30 (90 min) | LESSON B | | |
| 13:45 - 14:45 (60 min) | Elective/Activities (optional) (p11-12) | | |

| Part Time | MON to FRI |
|-------------------------|--|
| 7.5 hours/w (Lesson B) | 12:00 - 13:30 or 20:00 - 21:30* (90 min) |
| 10 hours/w (Lesson A) | 17:30 - 19:30* (120 min) |
| 12.5 hours/w (Lesson A) | 8:30 - 10:00 & 10:15 - 11:15 (150 min) |

*Available at NZLC Auckland only

Note: Electives/Activities/Self Study options can be added

IELTS PREPARATION

LET US HELP YOU GET THE IELTS BAND SCORE YOU NEED!

? Why study IELTS at NZLC?

The International English Language Testing System (IELTS) assesses the English language proficiency of people who want to study or work where English is used as the language of communication. At NZLC, we offer industry-leading IELTS courses designed and managed by IELTS experts.

- ✓ Approved IELTS pre-testing centre
- ✓ Four levels in Auckland and two levels in Wellington
- ✓ Part-time or full-time course options
- ✓ FREE after school study support with individual feedback
- ✓ Weekly progress test and feedback
- ✓ Feedback and goal setting lesson every 6 weeks
- ✓ Full IELTS exam practice at least every 6 weeks
- ✓ Academic Pathway Programme
- ✓ Approved Student Visa Pathway Education Provider

Many students
achieve IELTS
Band score

7.0!



| General English Level | IELTS |
|-----------------------|--------------------------------------|
| Advanced | IELTS Advanced Band 6.0 - 7.5 |
| Upper Intermediate | IELTS Up Intermediate Band 5.0 - 6.0 |
| Intermediate 2 | IELTS Intermediate 2 Band 4.5 - 5.0 |
| Intermediate 1 | IELTS Int 1 Band 4.0 - 4.5 |

COURSE INFORMATION

| IELTS (Morning Class) | | IELTS (Evening Class) | |
|-----------------------|---|-----------------------|--|
| Levels | Intermediate to Advanced | Levels | Intermediate to Advanced |
| Entry test | Yes | Entry test | Yes |
| Length | 6 - 48 weeks 1 level = 12 weeks (6 weeks per module) | Length | 6 - 48 weeks 1 level = 12 weeks (6 weeks per module) |
| Type | Full Time (20 hrs/wk)* Part Time (12.5 hrs/wk)* Part Time (7.5 hrs/wk)* | Type | Full Time (20 hrs/wk) Part Time (10 hrs/wk) Part Time (7.5 hrs/wk) |
| Electives/Activities | 13:45 - 14:45 (optional) | Self-Study | 16:15 - 17:15 (optional) |
| Course Start* | Every 6 weeks on Monday | Course Starts** | Every 6 weeks on Monday |
| Campus | Auckland & Wellington | Campus | Auckland |
| Class Size | 12 average / 16 max | Class Size | 12 average / 16 max |
| Age** | 16+ | Age*** | 18+ |

*Minimum student numbers required.

**Acceptance of 16 and 17 years old will be at the discretion of the Academic department (Young Learners Tuition fee and Adult Textbook/Material Fee Policy apply).

TIMETABLE

| Morning Full Time | MON to FRI | Evening Full Time (Auckland Only) | MON to FRI |
|-------------------------|--|-----------------------------------|--------------------------|
| 08:30 - 10:00 (90 min) | LESSON A | 16:15 - 17:15 (60 min) | Self Study (optional) |
| 10:00 - 10:15 (15 min) | BREAK | 17:30 - 19:30 (120 min) | LESSON A |
| 10:15 - 11:15 (60 min) | LESSON A | 19:30 - 20:00 (30 min) | Independent Task / Break |
| 11:15 - 12:00 (45 min) | BREAK | 20:00 - 21:30 (90 min) | LESSON B |
| 12:00 - 13:30 (90 min) | LESSON B | | |
| 13:45 - 14:45 (60 min) | Elective/Activities (optional) (p11-12) | | |
| Part Time | MON to FRI | | |
| 7.5 hours/w (Lesson B) | 12:00 - 13:30 or 20:00 - 21:30* (90 min) | | |
| 10 hours/w (Lesson A) | 17:30 - 19:30* (120 min) | | |
| 12.5 hours/w (Lesson A) | 8:30 - 10:00 & 10:15 - 11:15 (150 min) | | |

*Available at NZLC Auckland only

Note: Electives/Activities/Self Study options can be added

PATHWAY PROGRAMME

CREATE YOUR PATHWAY TO NEW OPPORTUNITIES

University Pathways Massey University

NO IELTS score required but Massey University's academic requirements must be met for the applied programmes.

Completion level required at NZLC

MASSEY UNIVERSITY

| | | | |
|---|---|---|----------------|
| Intermediate 2/CEFR B1+ | ⇒ | 16 weeks Direct Entry English Pathway (DEEP) | ⇒ Bachelor |
| Upper-Intermediate/CEFR B2 | ⇒ | 16 weeks Direct Entry English Pathway – Advanced (DEEP Adv) | ⇒ Postgraduate |
| Upper-Intermediate/CEFR B2 (Young Learners) | ⇒ | Certificate in Foundation Studies (CFS) | ⇒ Bachelor |



PATHWAY VISA

NZLC is under the pathway visa scheme

What students can do on a pathway visa:

- ✓ Stay for up to 5 years
- ✓ Study up to 3 courses, one after the other on a single student visa
- ✓ Work part time for up to 20 hours a week while studying and full time in the holidays, depending on the course of study
- ✓ The visa is only available for study with approved Pathway education providers and for some courses of study

CAMBRIDGE EXAMS

OPENING THE DOOR TO SUCCESS IN ENGLISH

? Why study Cambridge B2 First (FCE) & C1 Advanced (CAE) at NZLC?

Cambridge English exams are the most recognised English exams in the world and are accepted by employers, educational institutions, Immigration NZ and government departments around the world. NZLC is proud of its very high student pass rate.

- ✓ Taught by qualified, supportive and friendly teachers
- ✓ High success rate
- ✓ Additional after-school study support up to twice a week
- ✓ Dedicated study areas with computers
- ✓ Extra study materials available and homework given regularly
- ✓ Regular progress tests and feedback
- ✓ Graduation certificate and Academic Report
- ✓ Guaranteed start dates



COURSE INFORMATION

| Cambridge B2 First (FCE) (Afternoon Class) | |
|---|---|
| Levels | Upper Intermediate |
| Entry test | Yes |
| Length | 10, 11 or 12 weeks |
| Type | Full Time (20 hrs/wk) |
| Course Dates* | 5 Jan - 12 Mar (10w) Exam: 14 Mar 15 Mar - 4 Jun (12w) Exam: 8 Jun 13 Sep - 26 Nov (11w) Exam: 30 Nov |
| Self-Study | 13:45 - 14:45 (optional) |
| Campus | Auckland |
| Class Size | 12 average / 16 max |
| Age** | 16+ |

| Cambridge C1 Advanced (CAE) (Afternoon Class) | |
|--|--|
| Levels | Advanced |
| Entry test | Yes |
| Length | 10, 11 or 12 weeks |
| Type | Full Time (20 hrs/wk) |
| Course Dates* | 5 Jan - 12 Mar (10w) Exam: 14 Mar 15 Mar - 4 Jun (12w) Exam: 9 Jun 13 Sep - 26 Nov (11w) Exam: 1 Dec |
| Self-Study | 13:45 - 14:45 (optional) |
| Campus | Auckland |
| Class Size | 12 average / 16 max |
| Age** | 16+ |

TIMETABLE

| Afternoon Full Time | MON to FRI |
|---------------------------|-----------------------|
| 12:30 - 13:30 (60 min) | Self Study (optional) |
| 13:45 - 15:15 (90 min) | LESSON |
| 15:15 - 15:30 (15 min) | BREAK |
| 15:30 - 16:30 (60 min) | LESSON |
| 16:30 - 17:00 (30 min) | BREAK |
| 17:00 - 18:30 (90 min) | LESSON |

*Minimum student numbers required.

**Acceptance of 16 and 17 years old will be at the discretion of the Academic department (Young Learners Tuition fee and Adult Textbook/Material Fee Policy apply).

BUSINESS ENGLISH

THE WHOLE WORLD BECOMES YOUR CAREER OPPORTUNITY

? Why study Business English at NZLC?

The 5 week Full-Time NZLC Business English course is very practical and focuses on commonly used English and communication skills at work.

- ✓ Taught by qualified, supportive and friendly teachers
- ✓ A focus on practical skills
- ✓ Extra Business English study materials available
- ✓ Regular progress tests and feedback
- ✓ Graduation certificate and Academic Report

Business English includes:

- Meetings
- Telephone skills
- Networking
- Business writing (emails, formal letters, reports, writing for the internet, meeting agendas/minutes)
- Business etiquette in different cultures
- Presentation skills
- Customer service
- Interview techniques



COURSE INFORMATION

| BUSINESS ENGLISH (Morning Class) | |
|-------------------------------------|--|
| Levels | Module 1: Upper Intermediate to Advanced Module 2: Intermediate |
| Entry test | Yes |
| Length | 6 weeks |
| Type | Full Time (20 hrs/wk) |
| Electives/ Activities | 13:45 - 14:45 (optional) |
| Course Start* | Every 6 weeks on Monday |
| Campus | Auckland |
| Class Size | 12 average / 16 max |
| Age** | 16+ |

*Minimum student numbers required.

**Acceptance of 16 and 17 years old will be at the discretion of the Academic department
(Young Learners Tuition fee and Adult Textbook/Material Fee Policy apply).

TIMETABLE

| Morning Full Time | MON to FRI |
|------------------------|--|
| 8:30 - 10:00 (90 min) | LESSON A |
| 10:00 - 10:15 (15 min) | BREAK |
| 10:15 - 11:15 (60 min) | LESSON A |
| 11:15 - 12:00 (45 min) | BREAK |
| 12:00 - 13:30 (90 min) | LESSON B |
| 13:45 - 14:45 (60 min) | Elective/Activities (optional) (p11-12) |

ENGLISH TEACHER TRAINING

OPEN UP A WHOLE WORLD OF EXCITING TEACHING OPPORTUNITIES

CELTA

Certificate in Teaching English to Speakers of Other Languages



Authorised Centre

? Why study CELTA at NZLC?

CELTA is an internationally recognised teaching qualification and is accepted throughout the world by organisations which employ English language teachers across the globe. It is suitable for people who want to start a career in English language teaching or those already teaching English with no formal qualification. NZLC runs unique 5 week full-time courses so you can have more time to prepare.

Awarded
by
Cambridge
English

COURSE INFORMATION

| CELTA (Afternoon Class) | |
|----------------------------|---|
| Levels | Native English speaker or equivalent (C1+ to C2) |
| Entry test | Yes |
| Length | 5 weeks |
| Type | Full Time (24 hrs/wk) |
| Course Dates* | 29 Mar - 30 Apr** 21 Jun - 22 Jul 13 Sep - 14 Oct |
| Campus | Auckland |
| Class Size | 12 average / 16 max |
| Age | 18+ |

*Minimum student numbers required.

**Due to the public holiday observed on Monday 26 April, this course will finish on Friday.

SAMPLE COURSE TIMETABLE (WEEK 1)

| TIME | MON | TUE | WED | THU |
|----------------------------|-----------------------------------|----------------------------|----------------------------|----------------------------------|
| 13:45 - 15:15 (90 min) | Introduction to the Course | Receptive Skills | Vocabulary Teaching | Presenting & Practising Language |
| 15:30 - 16:45 (75 min) | Language Awareness | Skills Workshop | Phonology | Lesson Planning |
| 17:15 - 17:45 (30 min) | Introduction to Teaching Practice | Observation Feedback | Teaching Practice Feedback | |
| 17:45 - 18:30 (45 min) | Supervised Lesson Planning | Supervised Lesson Planning | | |
| 18:45 - 20:45 (120 min) | Lesson Observation | Teaching Practice | | |



TESOL

Teaching English to Speakers of Other Languages + TKT Preparation

TESOL+ TKT Preparation includes:

- 4 Observed peer teaching practice sessions with oral and written feedback
- 1 Formally assessed final lesson with current NZLC students
- 2 assessed written assignments and homework
- TKT Modules 1, 2 and 3 Preparation

TECSOL

Teaching English to Child Speakers of Other Languages + TKT Preparation

TECSOL + TKT Preparation includes:

- A primary school visit and lesson observations
- Library visit to learn about their literacy support programmes
- 5 peer-teaching sessions with written and oral feedback
- 3 assessed written assignments and homework
- TKT Young Learner module preparation

? Why study TESOL & TECSOL at NZLC?

NZLC TESOL & TECSOL are intensive 6 week teacher training courses for non-native English speakers where you study both the theory and methodology of English Language Teaching to either adults (TESOL) or children aged between 6 and 12 years old (TECSOL). These NZQA approved courses are designed based on the Cambridge methodology and include peer teaching practice and TKT preparation.

- ✓ Pre-course task provided
- ✓ NZQA Level 4 approved course completion certificate
- ✓ Performance and progress reports at the end of course
- ✓ Tutor supported study time
- ✓ Work placement / work experience support provided
- ✓ Opportunity to work as a Teacher Aide at NZLC

What is Cambridge English TKT? (Teaching Knowledge Test)

The TKT is a test that focuses on the teaching knowledge needed by English language teachers. The TKT has been developed for people who would like to teach English and would like to take an internationally recognised qualification to gain formal recognition. You will receive a certificate for each module completed.



COURSE INFORMATION

| TESOL (Afternoon Class) | |
|----------------------------|---|
| Levels | Upper Intermediate (B2) to Advanced (C1) or IELTS 5.0/B2 First (FCE) Pass |
| Entry test | Yes - TESOL Information and Application Tasks |
| Length | 6 weeks |
| Self-Study | 13:45 - 14:45 (optional) |
| Type | Full Time (20 hrs/wk) |
| Course Dates* | 5 Jan - 12 Feb 29 Mar - 7 May 21 Jun - 31 Jul 13 Sep - 22 Oct |
| TKT Exam Date | 13 Feb / 8 May / 31 Jul / 22 Oct |
| Campus | Auckland |
| Class Size | 12 average / 16 max |
| Age*** | 18+ |

| TECSOL (Afternoon Class) | |
|-----------------------------|---|
| Levels | Upper Intermediate (B2) to Advanced (C1) or IELTS 5.0/B2 First (FCE) Pass |
| Entry test | Yes - TECSOL Information and Application Tasks |
| Length | 6 weeks |
| Self-Study | 13:45 - 14:45 (optional) |
| Type | Full Time (20 hrs/wk) |
| Course Dates* | 15 Feb - 26 Mar 10 May - 18 Jun 2 Aug - 10 Sep 26 Oct - 3 Dec |
| TKT Exam Date | 26 Mar / 18 Jun / 10 Sep / 3 Dec |
| Campus | Auckland |
| Class Size | 12 average / 16 max |
| Age*** | 18+ |

TIMETABLE

| Afternoon Full Time | MON to FRI |
|-------------------------|--------------------------|
| 13:45 - 18:30 (240 min) | Lesson/Teaching Practice |

Note: Local school visit takes place once in the morning during the TECSOL course. This is optional and NZLC will inform students about the schedule at least 1 week in advance.

*Minimum student numbers required.

ENGLISH FOR YOUNG LEARNERS

IT'S NEVER TOO EARLY TO GET INTERNATIONAL EXPERIENCE!

? Why study the Young Learners English Programme at NZLC?

NZLC Auckland is accredited by NZQA for young learners between 13 and 17 years and we welcome students from all over the world. Our General English / High School Preparation course is guaranteed to run throughout the year. The programme is specially designed for young learners.

- ✓ Accredited by NZQA for young learners
- ✓ Safe and friendly homestay families and airport transfer
- ✓ Regular progress tests and report every 6 weeks
- ✓ Graduation certificate and Academic Report
- ✓ Optional extra caregiver support (\$100 - \$140 /w)
- ✓ High School & University Foundation Pathway and placement
- ✓ Approved Student Visa Pathway Education Provider



COURSE INFORMATION

| YOUNG LEARNER GENERAL ENGLISH / High School Preparation (Morning Class) | |
|---|---------------------------------------|
| Levels | Beginner to Advanced |
| Entry test | Yes |
| Length | 1 - 52 weeks 1 level = 12 weeks |
| Type | Full Time (20 hrs/wk) |
| Electives/Activities | 13:45 - 14:45 (optional) |
| Course Start* | Every Monday (except public holidays) |
| Campus | Auckland |
| Class Size | 12 average / 16 max |
| Age** | 13-17 |

| YOUNG LEARNER ENGLISH + Activities (Morning Class) | |
|--|---|
| Levels | Beginner to Advanced |
| Entry test | Yes |
| Length | 1 - 5 weeks |
| Type | Full Time (27.5 hrs/wk) |
| Course Start* | 21 Dec 2020 - 29 Jan 2021 21 Jun 2021 - 20 Aug 2021 20 Dec 2021 - 28 Jan 2022 |
| Campus | Auckland |
| Class Size | 12 average / 16 max |
| Age** | 13-17 |

TIMETABLE

| General English / High School Preparation Morning Full Time | MON to FRI |
|---|---|
| 08:30 - 10:00 (90 min) | LESSON A |
| 10:00 - 10:15 (15 min) | BREAK |
| 10:15 - 11:15 (60 min) | LESSON A |
| 11:15 - 12:00 (45 min) | BREAK |
| 12:00 - 13:30 (90 min) | LESSON B |
| 13:45 - 14:45 (60 min) | Elective/Activities (optional) (p11-12) |

| English + Activities Morning Full Time | MON to FRI |
|--|------------|
| 08:30 - 10:00 (90 min) | LESSON A |
| 10:00 - 10:15 (15 min) | BREAK |
| 10:15 - 11:15 (60 min) | LESSON A |
| 11:15 - 12:15 (60 min) | BREAK |
| 12:15 - 15:15 (180 min) | ACTIVITIES |

*Minimum student numbers required.

**Acceptance in adult General English and Academic courses for 16 and 17 years old will be at the discretion of the Academic department (Young Learners Tuition fee and Adult Textbook/Material Fee Policy apply).



COURSE OPTIONS

1 GENERAL ENGLISH / HIGH SCHOOL PREPARATION

Full Time

2 ENGLISH + ACTIVITIES

Full Time

MORNING CLASSES

The morning class approach is communicative, and learners are encouraged to use and practise the language as much as possible. The teaching methods are skills-based (reading, writing, listening and speaking) with vocabulary and grammar structures introduced around interesting and relevant themes to suit and motivate young learners.

AFTERNOON CLASSES

Afternoon classes focus on project-based learning centred around specific themes relevant to this age group. The learning outcomes are aligned with the NZ ESOL curriculum. For example, creating an information report or describing a process while also providing practice of 21st century skills such as critical thinking, virtual learning and technology in the classroom. The course also highlights the importance of a collaborative learning environment where cultural diversity is embraced.

6 CORE SKILLS OF THE NZLC YOUNG LEARNER Global Citizen



Critical Thinking



Creativity



Teamwork



Technology



Communication



Sustainability

AFTERNOON ACTIVITIES

Explore Auckland with fun cultural and sightseeing activities! From kayaking in the beautiful ocean, sailing in Auckland's viaduct harbour, meeting the iconic kiwi bird and more! Share memorable moments with friends in your class.



Maori show



Farm Visit



Rainbow's End



Pathway to High School and University Foundation

An "NZLC Academic Recommendation Letter" will be issued upon successful completion and will help students gain entry into a local school.

New Zealand Local School Standard Term Dates 2021

| TERM | STARTS | ENDS |
|--------|---------------|---------------------------|
| Term 1 | 1 Feb – 9 Feb | 16 April |
| Term 2 | 3 May | 9 July |
| Term 3 | 26 July | 1 October |
| Term 4 | 18 Oct | No later than 20 December |

Term 1 or 2 start recommended

Pathway Student Visa

Students can apply to study up to 3 consecutive courses on a single student visa for up to 5 years in New Zealand. For more details, please visit:

www.immigration.govt.nz

What accommodation options are there for Young Learners?

- NZLC Homestay
- Parent(s)
- A designated caregiver appointed by parent
- A local high school homestay family
- NZLC Education Consultant appointed homestay



ENJOY
our video
of the YL English
Programme

GROUP STUDY TOURS

CREATE AN ORIGINAL STUDY TOUR FOR YOUR GROUP
TO MAXIMISE YOUR NEW ZEALAND EXPERIENCE

? Why choose NZLC for your Group Study Tour?

✓ 100% your style

The NZLC Study Tour Team can make your ideal programme a reality.

✓ Hassle FREE

NZLC can arrange every detail of your tour from arrival to departure.

✓ Flexible

NZLC can tailor the activities to meet your group's needs. Choose the length of your stay and size of your group.

✓ Experience and Reputation

NZLC has been hosting a wide variety of groups since 1984 and provides a safe and friendly environment.



PROGRAMME INFORMATION

| | |
|------------|--------------------------|
| Levels | Beginner to Advanced |
| Entry test | Yes |
| Length | Any length |
| Type | Any type |
| Programme | Any time |
| Starts | Monday start recommended |
| Campus | Auckland & Wellington |
| Group Size | Minimum 8 |
| Age* | 13 yrs + |

* 13 years old + : closed classes or integrated classes (limited spaces)

2 WEEKS SAMPLE ITINERARY (English + Activities)

| | | | | | |
|---|---|--|---|---|--|
| <div>WEEKEND</div> <div>Arrive at Auckland airport and transfer to NZLC. Orientation and meet homestay family</div> | | | | | |
| Week 1 | <div>MON</div> <div>AM – English PM – Sky Tower</div> | <div>TUE</div> <div>AM – English PM – Museum & Maori Show</div> | <div>WED</div> <div>AM – English PM – Devonport</div> | <div>THU</div> <div>AM – English PM – Wall Climbing</div> | <div>FRI</div> <div>AM – English PM – Sheepworld</div> |
| | <div>WEEKEND</div> <div>Enjoy time with homestay family or have a group day trip/over night trip outside of Auckland (e.g. Rotorua)</div> | | | | |
| | Week 2 | <div>MON</div> <div>AM – English PM – Kelly Tarlton's Aquarium</div> | <div>TUE</div> <div>AM – English PM – Kayaking</div> | <div>WED</div> <div>AM – English PM – Auckland Zoo</div> | <div>THU</div> <div>AM – English PM – Shopping</div> |
| <div>WEEKEND</div> <div>Transfer to Auckland airport and depart New Zealand</div> | | | | | |



Programme Options for Group Study Tours

You can choose any combination of General English, Academic English, Teacher Training, Special Courses and activities.

1. General English (full time or part time)

Choose integrated classes with the rest of NZLC students from all over the world, or choose closed classes with a special focus on the group's English needs or desired curriculum.

Study part time in the morning or full time with optional 1-hour electives and activities after class.

Morning class (8.30am – 11.15am)

Communicative approach. Focuses on language systems and listening, speaking, reading and writing skills.

Afternoon class (12pm – 1.30pm)

Functional approach. Builds confidence and fluency using practical, everyday language so that you can use what you learn straight away outside the classroom.

2. English + Activities

Combine part time morning or afternoon English classes with your choice of activities, sightseeing and cultural experiences.

3. Local School

Attend English classes in the morning and pair up with a local buddy in the afternoon.

4. Special Courses

Develop your English skills with a specialised course focusing on topics such as Business English, IELTS, English Teacher Training or a tailored curriculum such as hospitality, farming or nutrition. Option to combine with field trips.

5. Global Citizen English Programme

AM English Course with a communicative approach focusing on all four skills: reading, listening, speaking and writing.

PM English Course with student-centred weekly projects. Once a week field trip included.

Students are given authentic opportunities to communicate by investigating an issue, providing a solution, and publically presenting what they have learnt. Students then evaluate and reflect on the process, identifying what they have learnt and how they can improve.

What services can NZLC offer?

- Auckland and Wellington location
- Homestay and city accommodation options
- Integrated or closed classes
- Weekdays and weekend activities/field trips
- First language support
- Airport transfers
- Public transportation pass
- Medical insurance
- Mobile phone SIM Card
- Farewell party
- Meals
- And more!



GET YOUR
**FREE
QUOTE**

STUDENT COMMENTS

WHAT OUR STUDENTS SAY



General English

Since I started studying at NZLC, my classes, teachers and classmates have helped me to achieve my goals. I am so happy with the quality of teaching here!


Luiz Fernando Dos Santos Brito,
BRAZIL



Business English

Choosing the NZLC Business Course was the best decision. I learnt so much useful vocabulary and I loved the individual feedback we got after our presentations.

Paula Giraldo
COLOMBIA



Cambridge B2 First (FCE)

The FCE teachers were amazing and my English improved dramatically after doing this course and now I have a certificate from Cambridge University which will last a lifetime!

Masaki Kotake
JAPAN



IELTS

The advice and exercises given by the experienced IELTS teachers helped me to achieve a band score of 8.5! The nationality mix in the classes also provided a great study and social experience. I would definitely recommend this course.

Nils Bouillard
BELGIUM



YOUNG LEARNER

My teachers were very helpful and awesome! This school really helped me with my English and I'm so happy to study here!

Kristina Polyakova
RUSSIA



TECSOL

I had no experience teaching before but the TECSOL course was amazing and made me really confident to teach children. Now I'm sure I can be a teacher! Thank you NZLC!

Nisara Yodmum
THAILAND

HOW TO ENROL

Create your own NZLC programme, and get started!

STEP
1.

Choose the courses and services you want

- Check for full details at www.nzlc.ac.nz or contact info@nzlc.ac.nz

STEP
2.

Complete the NZLC Enrolment Form

- Check the enrolment deadlines below
- Visit www.nzlc.ac.nz and complete the NZLC enrolment form online or download it and send the completed form to:
Auckland: akenrol@nzlc.ac.nz / **Wellington:** wnenrol@nzlc.ac.nz
- NZLC will send you an offer letter and an invoice

STEP
3.

Send Payment and Flight Details

- Check the payment deadlines below
- Pay your fees and send NZLC your flight arrival details

STEP
4.

Receive Final Confirmation

- NZLC will send you a receipt of payment and a COE (Confirmation of Enrolment)
You can use these documents to apply for a visa (if required)
- Once NZLC receives full payment and flight details, NZLC can begin to arrange accommodation and airport transfer services and will send you final confirmation

Payment options

Bank Transfer, Cash, Western Union, TransferWise, EFTPOS or Credit Card (Visa or Mastercard)

- Please submit your enrolment, payment and flight details 4 – 8 weeks (see table on the right) prior to your start date in order for NZLC to arrange your services
- Make sure you allow enough time to apply for a New Zealand visa, where necessary
- For enrolments made less than the minimum required notice, please contact info@nzlc.ac.nz to check course and service availability and the appropriate enrolment procedure

NZLC Fee Protection

All student fees are transferred directly to an independent Trust Account. "Walker Wayland Auckland Ltd" is the nominated trustee for the protection of all NZLC student fees. Fees are released to NZLC by the Trustee on a drawdown basis as the student's course is provided by NZLC.

Enrolment deadlines

| Visa Type | Enrolment Form | Payment | Flight Details |
|--|----------------|---------|----------------|
| Visitor* / Working Holiday / Residence | 4 WEEKS | 4 WEEKS | 4 WEEKS |
| Student / Visitor** | 8 WEEKS | 8 WEEKS | 4 WEEKS |

NZLC reserves the right to decline the course or services if enrolment forms and details are not sent within the required timeframe.

Visitor* - Visa-waiver countries / Visitors** - Non Visa-waiver countries

FIRST DAY AT NZLC

Be excited! Our friendly and welcoming staff will take good care of you.

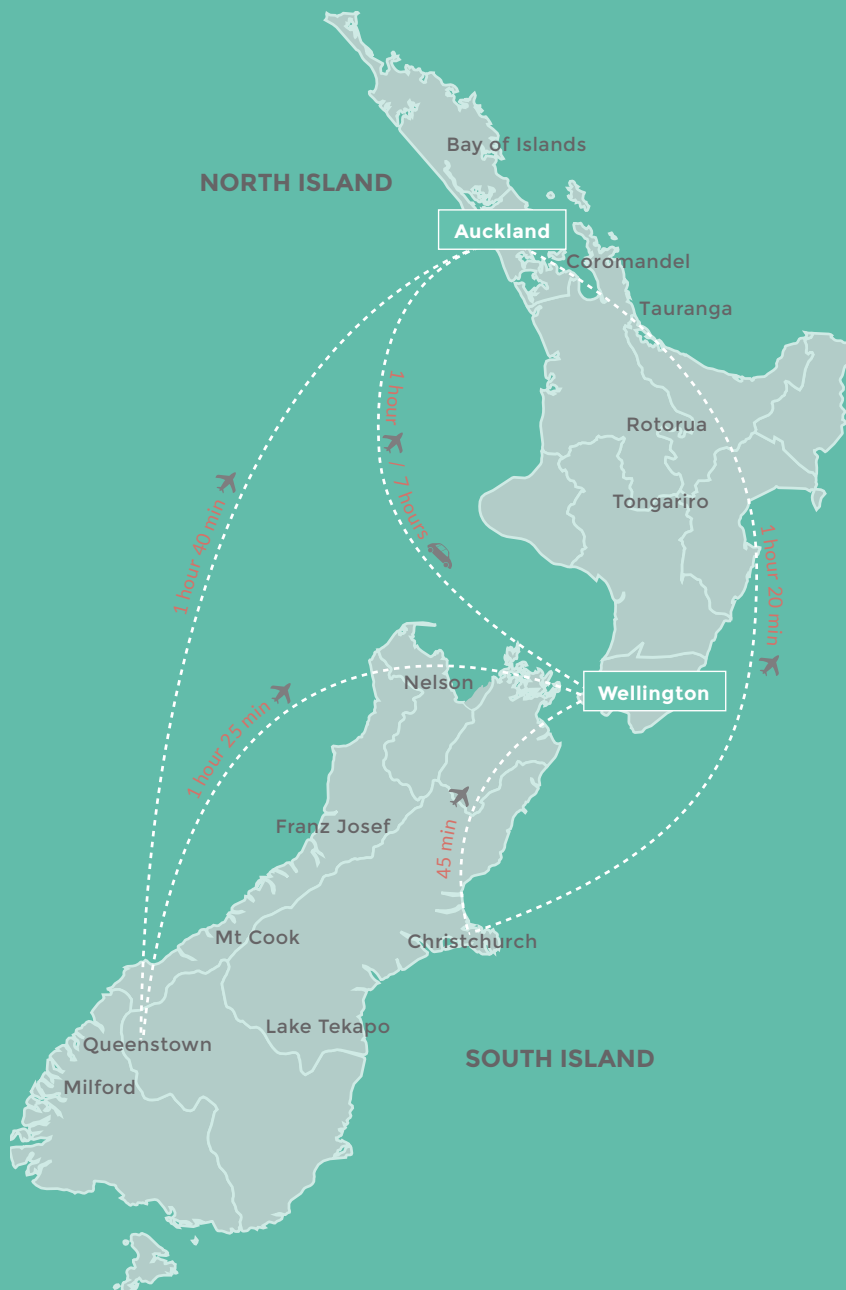
Sample Orientation Day Timetable

(Monday of your course start date)

| Morning Class | |
|-----------------|--------------------------------|
| 8:00 - 11:15 | Test / Orientation |
| 11:15 - 12:00 | Lunch |
| 12:00 - 13:15 | Orientation |
| 13:45 - 14:45 | Elective/Activities (Optional) |
| Afternoon Class | |
| 12:00 - 13:35 | Orientation |
| 13:35 - 13:45 | Break |
| 13:45 - 18:30 | Lesson |
| Evening Class | |
| 16:30 - 19:40 | Test / Orientation |
| 19:40 - 20:00 | Break |
| 20:00 - 21:30 | Lesson |

What to bring?

- Passport & valid NZ visa
- Insurance certificate and insurance policy in English
- Your NZ contact address and phone number while in New Zealand
- Taxpayer Identification Number or National Identity Number from your country (if you are planning to open a bank account in NZ)
- Pens, a notebook and English dictionary
- Re-usable water bottle



AUCKLAND

🏠 Level 2, 4 Hobson Street
Auckland 1010, New Zealand
📞 +64 (0)9 303 1962
✉ info@nzlc.ac.nz

WELLINGTON

🏠 Level 3, 186 Willis Street, Te Aro
Wellington 6011, New Zealand
📞 +64 (0)4 802 4620
✉ info@nzlc.ac.nz